



ZTE Sonata™ 2 Android Security Update - October 2016

Overview:

Effective 10/11/16, a new software update (version Z755V1.6.18) will be available for those users on version Z755V1.5.16. This update will implement recommended Android security patches.

Software Download/Additional Information:

- The user can download the software via Wi-Fi or the cellular network.

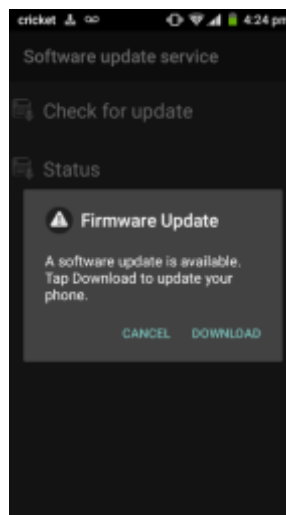
Getting Started:

Before proceeding with the update, make sure you have confirmed the following:

- Make sure that all tasks have been saved. During installation, the phone will not be operable till the installation is completed.
- Make sure that the battery is charged to at least 40%

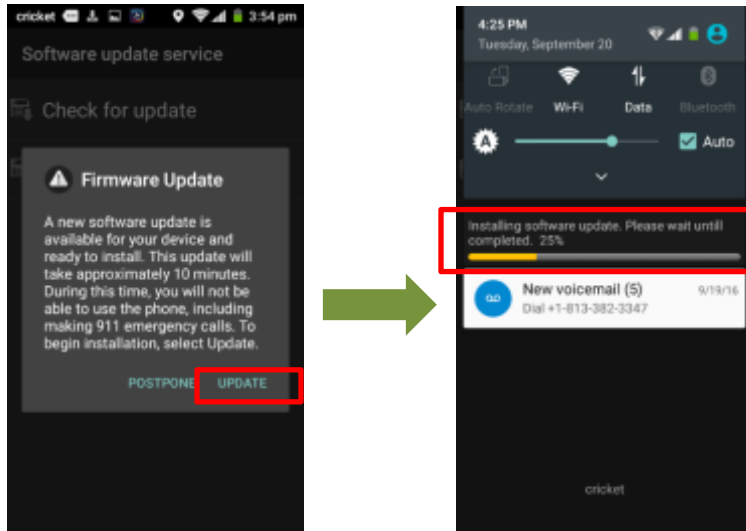
Update Process:

1. Device receives notification regarding the software update

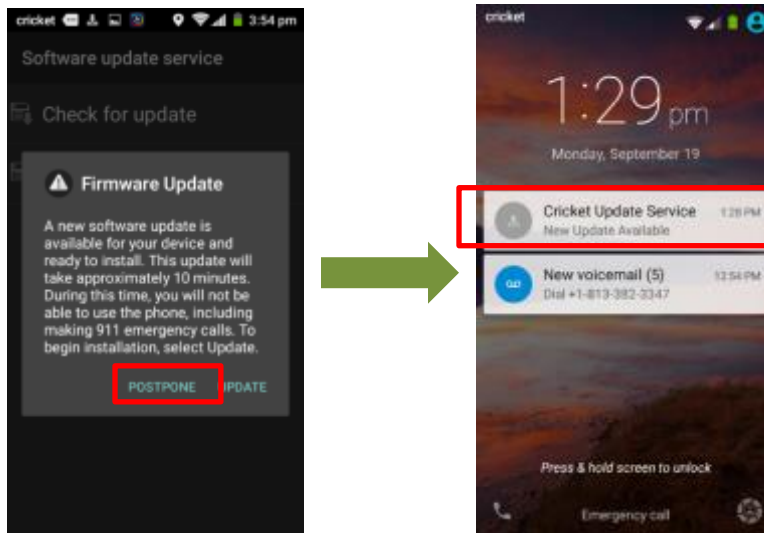


- Customer has option to download immediately or postpone until a later time.

To download immediately:

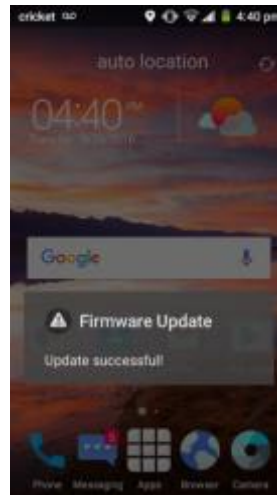


To postpone downloading:



After postponing, users will have option to install by accessing update via notification

3. Once the installation is complete, the device will re-start and you will see a confirmation message, indicating the successful update.



Verifying Software Version

Below are the steps to check your software version and to manually update the software to the new version (Z755V1.6.18).

To check your SW version:

1. From the home screen, tap the **Apps** icon
2. Tap **Settings**
3. Touch **About Phone**
4. Look **under Build number**, which will list the software version. If you are on software version Z755V1.5.16, you can update to version Z755V1.6.18.

To manually update the SW:

1. From the home screen, tap the **Apps** icon
2. Tap **Settings**
3. Touch **About Phone**
4. Touch **System Updates**
5. Touch **Software Update**
6. Touch **Check for Update**